

**A quantitative approach to multimodality:
An application to the creative process of Van Gogh.**

Stoyan V. Sgourev
Audencia Business School

Donato Cutolo
IE University

Giovanni Formilan
University of Edinburgh Business School

Forthcoming in Organization Studies

Acknowledgements:

The authors would like to thank Dennis Jancsary, three anonymous reviewers and participants in the 2023 AOM PDW on Qualitative and Quantitative Analysis of Visual Data, for their helpful comments and suggestions. Donato Cutolo gratefully acknowledges financial assistance from the European Union's Horizon 2020 research and innovation program under the Marie Skłodowska-Curie grant agreement no.101103930.

Abstract

The paper proposes a quantitative approach to analyzing a “strong” form of multimodality, based on the co-emergence of a key connecting element in different modes of data. It provides a methodological template for the simultaneous analysis of visual and verbal data, which is applied to the domain of creativity. We expand the possibilities for analyzing creativity as a process by drawing on the “Janusian” tradition, using opposition as the key connecting element between the verbal and visual modes. The research context is the creative process of Vincent Van Gogh (1881–1890), as reflected in his letters and paintings. The visual analysis attests to the growing presence of contrast of complementary colors, while the textual analysis provides evidence for increasing affective, cognitive, and behavioral ambivalence. The results corroborate the validity of the method by demonstrating the co-emergence of visual and verbal opposition over time. The method can be used for purposes of exploration or validation. It has broad applications in organizational scholarship.

INTRODUCTION

Scholarship is increasingly moving “beyond words” by adopting multimodal approaches to organizational processes (Langley, Bell, Bliese, LeBaron & Gruber, 2023). Such approaches have been applied to the analysis of institutionalization and legitimation (Meyer, Höllerer, Jancsary & Van Leeuwen, 2013; Meyer, Jancsary, Höllerer & Boxenbaum, 2018), to organizational identities (Bullinger, 2018), and internal and external communication (Barberá-Tomás, Castelló, De Bakker & Zietsma, 2019). But despite growing recognition of the limitations of monomodal research (Boxenbaum, Jones, Meyer & Svejenova, 2018; Höllerer et al., 2019; Quattrone, Ronzani, Jancsary & Höllerer, 2021), and the embrace of qualitative multimodal designs (e.g., De Rond, Holeman, Howard-Grenville, 2019; Heizmann & Liu, 2022), there is still little guidance for the application of quantitative multimodal analysis and for the computational identification of forms of association between modes.

This is surprising, considering recent advances in computer science and computational linguistics, which have opened new analytical possibilities. They have also made evident the necessity of translating methodological advances generated elsewhere to advance theory development in management (Gruber & Bliese, 2024). With this objective in mind, we propose a quantitative approach for the simultaneous analysis of visual and verbal information. The approach is motivated by the need to understand “how visuals work together with other cultural elements in multimodal communication” (Barberá-Tomás et al., 2019, p. 1810).

Multimodal analysis is hampered by the fact that each mode uses a distinct set of semiotic and semantic resources to construct meaning (Höllerer et al., 2019). The issue of mode comparability has so far been addressed through qualitative methods (see Boxenbaum et al., 2018; Meyer et al., 2018), but we harness instead the ability of quantitative methods to distill complex data into more digestible forms (Aceves & Evans, 2021). To this end, we propose an approach that involves the identification of a key connecting element between the modes, as guided by theoretical considerations. This element informs the subsequent choice of

computational techniques to capture its mode-specific manifestations. The degree of correspondence between the mode-specific manifestations is then statistically established.

The proposed method avoids full automation of the procedure, as in the recent Machine-Learning data fusion method for analyzing multimodal data (Luo, Jia, Ouyang & Fang, 2024). It retains control by researchers in determining both the form of connection between the modes and the appropriate analytical tools. It integrates the pursuit of theory–method package “fit” (Gehman et al., 2018), where methodological tools are tailored to the research context and are aligned with the research question and objectives of the analysis (p. 297). Our objective is to quantitatively extend, rather than surmount, the qualitative approach. We share the “pragmatist” assumption that qualitative and quantitative data are inextricably bound together, and that the method should be adapted to context, enabling the identification of general patterns in local contexts (Gillespie, Glăveanu & Saint-Laurent, 2024).

The key advantage of the proposed method is its capacity to capture a “strong” form of multimodality, based on the “co-emergence” of elements in different modes (Iedema, 2007; Zilber, 2017). The strong form of multimodality allows scholars to ask new questions and offer new answers (Zilber, 2017), as illustrated by the establishment of a new substantive connection in our study between research on multimodality and creativity. Our multimodal method is applied to capture the continuous nature of creativity, demonstrating how the accumulation of experiences and experiments over time feeds into the present, motivating creative expression (Deleuze 1991, 2014; Karakilic & Painter, 2022). Our main contribution is to scholarship on multimodality, providing a quantitative template for “strong” multimodal research. We illustrate the potential of the method for generating new theoretical insights in the domain of creativity. Our secondary contribution is in expanding the possibilities for analyzing creativity as a process of “creative-becoming.”

To illustrate the application of our method, we analyze the creative process of Vincent Van Gogh, as reflected in his letters and paintings. We connect the structure of the letters and

paintings by means of a key element suggested by creativity scholarship: opposition (Rothenberg, 1971). Combining a computational method for color analysis with natural-language-based methods for textual analysis, we establish the association between the opposition of colors (“contrast”) in Van Gogh’s paintings and the opposition of emotions, ideas, and relations (“ambivalence”) in his letters. The analysis demonstrates the feasibility of the method, which is illustrated in the context of artistic creation, but is broadly applicable in organizational research.

MULTIMODALITY

The question of the correspondence between text and image is of fundamental significance in the history of culture. Despite a general expectation that visual culture is firmly anchored in language, many scholars subscribe to the view that visual and verbal modes of communication realize separate “messages” (Barthes, 1977). This debate has entered organizational scholarship over the last decade. The body of work is steadily growing, suggesting that multimodality should be at the core of our engagement with organizations (Höllerer et al., 2019). However, the priority attributed to the verbal over non-verbal sources of information endures (Meyer et al., 2013). It is customary to analyze organizational and institutional change through the production, dissemination, and consumption of texts, which then shape the conditions for the production, diffusion, and consumption of new texts (e.g., Phillips, Lawrence & Hardy, 2004). The preoccupation with the spoken and written words is pervasive (Alvesson & Kärreman, 2011; Iedema, 2007).

As Höllerer et al. (2019) observe, by focusing on the verbal mode and treating other modes as if they worked the same, studies ignore empirical material and misrepresent the life-worlds of actors. The visual dimension is an “absent present” (Styhre, 2010): it is recognized, but often relegated to a secondary status. The visual and verbal modes both reflect social reality and assist at constructing it by materializing, organizing, communicating, storing, and passing on social knowledge within communities (Meyer et al., 2018). However, the performativity of visual and verbal framing proceeds differently, activating different cognitive processes (Boxenbaum et

al., 2018). Scholarship attests to the ways in which visual information facilitates experimentation and construction of meaning, helping to externalize classification schemes, to realize statements of action, and to signify degrees of social intimacy and distance (Meyer et al., 2013).

The nature of the correspondence between the two modes remains contested. Boxenbaum et al. (2018, p. 604) observe that “most research points to complementary, mutually reinforcing roles” (e.g., De Rond et al., 2019; Heizmann & Liu, 2022). Similarly, Halgin, Glynn & Rockwell (2018) articulate “likely synchronicity” in which each mode amplifies and extends the other. Yet, the evidence for synchronicity is limited, based largely on case studies and linguistic analyses. The need for simultaneous analysis of different modes, in order to capture the complexities of their association, is widely recognized (Boxenbaum et al., 2018; Meyer et al., 2013). Zilber (2017) observes that research on multimodality tends to be “weak” in form, looking at both discursive and non-discursive modes, but giving primacy to discourse and marginalizing the non-discursive. She advocates for “strong” multimodal research that regards the material, verbal, visual and other modes not as separable, but as “co-emergent” (Zilber, 2017, p. 65). The key characteristic of this research is its focus on the co-emergence of the discursive and non-discursive (Iedema, 2007).

Advancing multimodality research requires the development of new methods (Zilber, 2017). We adopt this objective in the design of a quantitative method for the systematic analysis of verbal and visual data. It incorporates three principles identified in past research. First, it attributes a central place to time. Emphasis is not on occurrences in a confined period of time, but on a series of events that influence the present (Abbott, 2001). Actors are “historical”, as the past contributes to their actions at each moment (Deleuze, 2001, 2014). Second, it embraces complexity by aborting the fixation on results and causality, and making room for understanding organizational dynamics as ongoing and unfinished (Zilber, 2017, p. 76). We consider as more appropriate the principle of “synchronicity”: when two elements are connected, but neither is the cause of the other (Jung, 1952, 1959). And third, it shifts attention from actors to objects and

elements (Zilber, 2017, p. 76), analyzing artifacts as a configuration of symbolic and material elements (e.g., Godart & Galunic, 2019; Sgourev, Aadland & Formilan, 2023). The unit of analysis is not the actor, but an element in relation to other elements. We describe next our approach.

ANALYTICAL APPROACH

The verbal and visual modes are both multilayered and rich in meaning. Visuality affords spatial, integrative, and concurrent depictions of social reality, in contrast to the more linear, sequential, and temporally bound progression of written and spoken language (Meyer et al., 2018).

Gentzkow, Kelly & Taddy (2019, p. 535) emphasize the semantic density of the verbal mode by stating that “a sample of thirty-word Twitter messages that use only the one thousand most common words in the English language [...] has roughly as many dimensions as there are atoms in the universe.” The visual mode possesses its own lexicon, featuring elements such as perspective, color, and geometry. According to Meyer et al. (2013, p. 494), the system of visual meanings offers “an accuracy and plenitude of description that verbal language cannot match.”

To reduce this complexity, we propose the adoption of quantitative methods that synthesize high-dimensional data into an accessible format (Aceves & Evans, 2021). Reduction should not lead to oversimplification, retaining a level of precision that allows for meaningful comparisons across modalities. To this end, we propose a four-step procedure that provides a template for “strong” multimodal analysis that is temporal and “co-emergent” in nature, incorporating the principles discussed above.

1. Establishing a Common Analytical Framework: The manner of integration of data in different modes is paramount, particularly when the independent use of modes by actors obstructs systematic analysis. This is the case when visual and verbal modes serve complementary purposes at different stages of communication (Boxenbaum et al., 2018), or when different modes are employed separately to engage different audiences (Höllerer et al., 2019). Our first step is the establishment of a common analytical framework, **designed to integrate, compare and analyze**

heterogeneous data modes by imposing a common timeline and unit of observation. Modes can be integrated in different ways, such as temporally, spatially, or thematically. In agreement with our theoretical orientation, we propose a temporal approach to integration, while allowing for lower-level spatial and thematic variation, as discussed in more detail in the last section. The first task of the researcher is defined by the need to set clear analytical boundaries that enable the integration of different modes. This involves making decisions about the period of observation: setting the start and end of a time series, followed by a decision on the unit of observation: i.e. an individual, a team, a division, or an organization. This step informs the data collection process, as it sets precise boundaries and provides guidelines for the analysis of dispersed phenomena and experiences. If the research question requires a secondary dimension of integration (whether spatial or thematic), the researcher needs to specify appropriate boundaries in addition to the temporal ones.

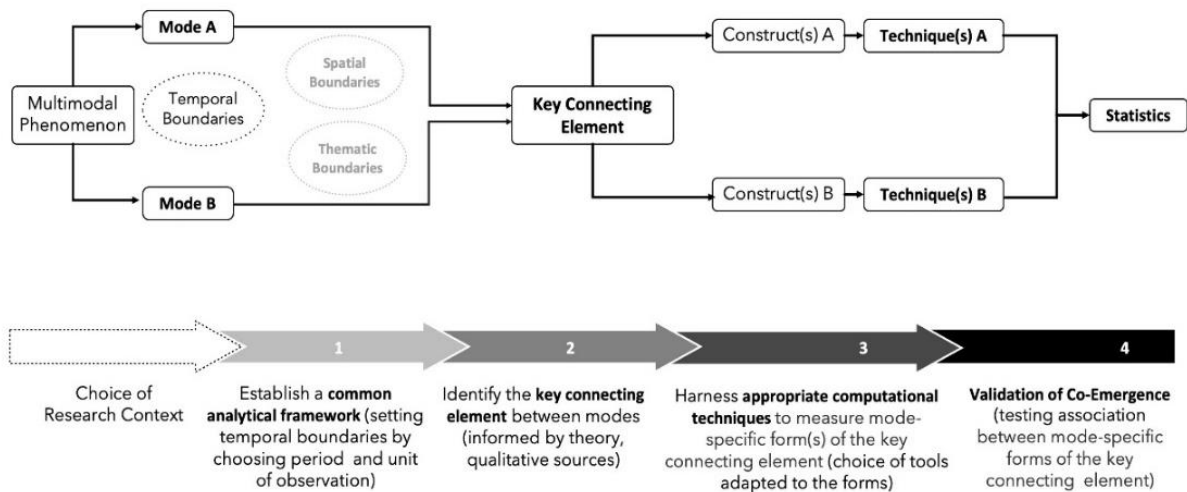
2. Identifying the Key Connecting Element: The synergy of multiple modes, through their simultaneous presence, interrelatedness, and reciprocal influence, is critical for constructing meaning (Höllerer et al., 2018; Zilber, 2017). To connect the modes and obtain insights into the nature of their association, we need to identify a key connecting element that appears in both modes over time. This would then enable us to analyze the ways in which this element co-emerges in the modes. The element may reflect a pure theoretical interest in a particular construct (Christiansen, 2018; Stigliani & Ravasi, 2012) or it may emerge from the empirical identification of core cues and constituents of the modes in question (Höllerer et al., 2019). The connecting element must reflect “what is possible to express and represent in a mode” (Bezemer & Jewitt, 2010, p. 6). The choice of a connecting element is always contextual in nature and needs to be customized for each research context (Gehman et al., 2018). Even if informed by theory, its suitability to the context should be asserted through qualitative sources. The choice is not pre-defined; the key connecting element may be a form, a sentiment, a color, a theme or even a

location, and is guided by the substantive interest of the researcher. **This element enables the comparison across modes, and the quantification and analysis of the process of co-emergence.**

3. Harnessing Appropriate Computational Techniques: The third stage encompasses the analysis of the manifestations of the key element in the different modes. We recommend the use of computational tools to examine their co-emergence, due to their capacity to identify relationships between constructs and provide measurable evidence for them (Tonidandel, King & Cortina, 2018). The choice of tools must be adapted to the nature of the key element (i.e. cognitive, emotional, thematic, etc.). This choice has two objectives: to reconstruct the underlying structures of meaning in the data and to measure mode-specific constructs that are difficult to capture qualitatively (Aceves & Evans, 2023; Berger & Packard, 2022). Computational tools allow for the reduction of informational complexity and facilitate the visualization of patterns, setting the stage for deeper analysis of co-emergence. Dictionary-based approaches and image recognition techniques are particularly effective when the key element has observable attributes that can be reliably coded (i.e. a specific sentiment or object). Conversely, when the element is more abstract or relational in nature, such as novelty or distinctiveness, deep learning methods, such as word embeddings for text or visual reasoning models for images, may provide more suitable alternatives, given their capacity to detect latent patterns and contextual nuances.

4. Validation of Co-Emergence: The final stage features the combination of the results from the two modes and the application of statistical methods to establish or validate the degree of association between the forms of the key connecting element in the two modes. By correlating the quantitative output obtained from the previous step, the researcher can establish the probability of “co-emergence” of elements between the modes. This final step enables the transition from empirical findings to theoretical insights, making it possible to explore specific modality-sensitive theoretical questions, which we discuss in the concluding section. Figure 1 summarizes the steps of the proposed method.

Figure 1. A Quantitative Multimodal Approach.



TOWARD A MULTIMODAL APPROACH TO CREATIVITY

A key feature of the proposed multimodal method is that it integrates time, capturing the “co-emergence” of elements in different modes of communication. This makes it particularly suitable for analyzing processual social mechanisms (Abbott, 2001) and organizational “becoming”, as a continuous process of accumulation of experiences that shape diverse outcomes (Tsoukas & Chia, 2002). A notable advantage of the method is its capacity to provide a dynamic perspective on phenomena typically analyzed through observation at a given point in time. A particularly appropriate example is creativity: the invention of new configurations of cultural or material elements (Godart & Galunic, 2019). The study of creativity usually proceeds through experiments and case studies lacking a significant temporal dimension and multimodal focus (see George, 2007; Amabile, 1996; Csikszentmihalyi, 1997), despite the understanding that creativity emerges at the intersection of ideas and modes of expression in a logic of recombination over time (Godart & Galunic, 2019).

As Sonenshein (2016) remarks, organizational analysis is becoming more dynamic, but application of the dynamic perspective to some domains, such as creativity, remains limited. Research on creativity is still dominated by stage-based accounts (e.g. Amabile, 1996). Since its emergence in the 1950’s, the key objective of this scholarship has remained the identification and

refinement of the stages of the creative process, analyzing subprocesses and factors (Botella, Zenasni & Lubart, 2018). Thus, the highly influential “componential” theory identifies five stages of the creative process, running from problem identification to outcome assessment (Amabile, 1996), or from preparation to elaboration (Csikszentmihalyi, 1997).

The last decade has witnessed the growing criticism of the stage-based approach for ignoring the unpredictability of the creative process (Bilton, 2010), and for presenting an oversimplified, teleological picture that leaves little room for surprise and serendipity (Karakilic & Painter, 2022). This perspective promotes theoretical approaches and empirical methods that conceptualize and operationalize the creative process as continuous in nature, rather than as a configuration or a sequence of isolated events. What this change in perspective highlights is the need to develop methods that capture in empirically tractable ways “the relations and affects that have shaped creative production contemporaneously and historically, to make sense of the dynamics of production and the processes that shape creativity over time” (Fox, 2015, p. 533).

This perspective finds theoretical footing in the work of Deleuze (1991, 2004), for whom “becoming” is a process of transformation, through which an identity is constructed through experimentation in responding to changes in the surrounding world. Events are dynamic, parts of an ongoing process of change. Temporality is essential in this perspective, as the creative insight emerges from playful experimentation over time, from embracing unexpected flows of personal experience in relating to others. Creativity is the result of active engagement: of learning a knowledge base, struggling with contradictions, addressing problem spaces, filling gaps in information, and recombining symbols or elements in the form of a new configuration (Brower, 2010, p. 202).

An appropriate method for the analysis of the process of creative-becoming integrates experimentation over time, examining interwoven, co-emergent elements, but always retaining a degree of unpredictability about the observed process (Karakilic & Painter, 2022). This method is multimodal and temporal in nature, applicable to individual and organizational creation. An

example is the interdependence between writing and the visual image in the creative process of one of the most original movements in the history of art: Surrealism. Their dazzling, mysterious art had its initial impetus in the field of writing. In their journals Surrealists frequently juxtaposed writings and poems with drawings, photographs and collages (Caws, 2010: 24). Their creative-becoming can be understood and analyzed in terms of mutating, interwoven networks of visual and verbal elements.

The next section presents the application of our multimodal method at the individual level, to the creative process of a highly prominent artist. It attests to the method's feasibility and demonstrates the key role of opposition in creation through a simultaneous longitudinal analysis of text and image.

DEMONSTRATION OF THE METHOD

Establishing a Common Analytical Framework: Van Gogh's creative process (1881-1890)

Höllner et al. (2019) observe that the first source of intellectual inspiration for the engagement with multimodality is art history. The choice of art history as a research context facilitates the identification of a common analytical framework. Perhaps the most widely encountered unit of observation in art history is the artistic career (e.g. White & White, 1965). It represents a series of choices, developments, outcomes, and plans particular to an artist that accumulate over time in ways that in turn affect her mentality and creative process (Abbott, 2001). The creative process of an artist is the manner in which she conceives ideas and implements them by engaging with materials in applying paint on the canvass and positioning her work vis-à-vis her peers (Sgourev, 2021; Sgourev et al., 2023). This process is reflected in the artworks, as visual representations of aesthetic concepts, but also in textual artifacts, such as workbooks, studio notes and personal diaries. Our temporal perspective on the creative process postulates that time allows for minor differences from one's peers to accumulate into artworks as a result of the exposure to flows of experience.

We set our sights on the creative process of Vincent Van Gogh (1853–1890) for three main reasons. First, his prominence. He created more than 2000 works, many of them featuring a distinctive combination of bold colors and highly expressive brushwork that would establish his reputation as a pioneer of Modern art. He decided to pursue an artistic career in 1880: the natural starting point of our period of observation. He honed his skills at drawing and painting in Nuenen and Antwerp (1883–1886), before moving to Paris in 1886. His most prolific period was in Arles in 1888. He struggled with his mental health, spent time in psychiatric hospitals and is believed to have shot himself on July 27th, 1890. Second, the availability of complete digital editions of both the paintings and letters. A particularly important development in this regard is the publication of the complete, multilingual digital edition of his letters (see Luijten, Jansen & Bakker, 2009). This edition allows us to identify links between the visual and verbal sources and explore the creative process. And third, the multimodal nature of his creative process, unfolding in back-and-forth movement between writing and painting. As Brower (2000) notes, his letters are “thinking aloud” materials. The artist carried paper with him and put down his thoughts in the process of creation. The writings are not distorted by hindsight bias, as is often the case with artistic memoirs. The letters and paintings emerge together, complementing each other (Porter, 1982). The artist insisted that he was not just copying the images in his notebook, as he was “*translating them into another tongue*” (Naifeh & Smith, 2011, p. 947).

The creative process is a configuration of interwoven elements, shaped by affects and relations both contemporaneously and historically. We analyze the letters and paintings as clusters of elements that are related to each other, but also to the social context (Godart & Galunic, 2019). Letter-writing is a relational act of conveying feelings and thoughts (Tamboukou, 2011). Collections of letters have a narrative structure that highlights key aspects of the writer’s identity (Stanley, 2004). Such collections provide an opportunity to identify a narrative sense from an agglomeration of elements and topics (Tamboukou, 2011). Likewise, paintings constitute an agglomeration of elements or dimensions related to the composition, forms or colors featured

on the canvas. We analyze Van Gogh's creative process in the period from 1881 to 1890, which encompasses his career as an artist.

Identifying a Key Connecting Element: Opposition

Having constructed a unitary temporal axis, we proceed to the next stage of the procedure. We draw on an established tradition in creativity research to identify opposition as our key connecting element. Based on the foundational work of Jung (1952, 1959) on the role of opposite attitudes in mental processes, the "Janusian" theory of creativity (Rothenberg, 1971) focuses on the ability to imagine two opposite ideas, concepts, or images existing simultaneously. This ability is fundamental in the creative process. As Runco (1994, p. 102) observes: "Some kind of tension must precede the intrinsic motivation that characterizes the creative effort". In this view, creativity tends to arise from the interaction of opposing dualities, paradoxes or contradictions (George, 2007). Attempts to integrate divergent elements as a result of the juxtaposition of conflicting logics foster transformation, as tensions become creative material (Jones, Maoret, Massa & Svejenova, 2012).

Rothenberg (1971) cautions that opposition is a complicated phenomenon, and can sometimes be so idiosyncratic, so as to have no bearing on creation. A wide variety of forms of opposition exists, from mild to strong. The methodological challenge is to assess the appropriateness of opposition in each context and pick the type corresponding to a specific creator. He gives an example of important opposition pairs that feature colors, such as red and green or blue and yellow, and recommends the measurement of creativity through opposite word associations (Rothenberg, 1971, p. 204). We adopt his suggestions by treating color contrast as the form of opposition in the visual domain and ambivalence in the verbal one.

Contrast. Contrast refers to how opposites (e.g., rough vs. smooth, light vs. dark) are arranged in aesthetic space to create noteworthy visual effects (Aloumi, Noroozi, Eves & Dupac, 2013). Contrast is a key factor in aesthetic evaluation. Studies attest that high-contrast artworks or

visual stimuli are preferred over lower-contrast ones; works featuring contrasting elements are better remembered and processed more easily (Winkielman & Cacioppo, 2001).

The concept of contrast refers in aesthetics to two related processes: the juxtaposition of dissimilar elements (i.e., color, tone, or emotion) and the degree of difference between the lightest and darkest sections of a painting. The latter is defined as “chiaroscuro” (“light-dark”). Artists known for their use of chiaroscuro include Leonardo, Caravaggio, Rembrandt, and Goya. The scientific principles underlying the other form of contrast were defined by Newton (1704). He presented a circle showing a spectrum of seven colors, observing that certain colors around the circle were opposed to each other, forming the greatest contrast. The circle was later divided into twelve sections to produce the now-familiar “color wheel”. In the late 18th century, the colors opposite each other on the wheel, most contrasting with each other, were defined as “complementary”. The chemist Eugene Chevreul (1839) conceptualized and popularized the notion of complementary colors. The theory was further refined by Charles Blanc (1867).

Ambivalence. Ambivalence encapsulates the experience of opposing forces: positive and negative, toward an object, a person or an action (Ashforth, Rogers, Pratt & Pradies, 2014). It may refer to the experience of opposite attitudes or feelings, but also to the continual fluctuation between them (Palmberger, 2019, p. 75). There are multiple ambivalence types in the literature, but we highlight three types capturing the main cognitive, emotional, and behavioral mechanisms that have been conceptualized so far (Rothman, Pratt, Rees & Vogus, 2017, p. 35).

Affective (or emotional) ambivalence refers to the disparity between feelings. It transpires when individuals oscillate between positive and negative feelings, such as confidence and frustration (e.g., De Vaujany & Aroles, 2019; Resch & Steyaert, 2020). Affect is inherently relational (Endrissat & Islam, 2022), emerging from configurations of relations within a space (Gherardi, 2018). Affective ambivalence is often embedded in the tension between forces of belonging and individuation, observable in many contexts (e.g., De Vaujany & Aroles, 2019). Cognition and emotions are typically intertwined (Elfenbein, 2007), particularly in conditions of

high ambivalence. Cognitive ambivalence captures the disagreement between beliefs or concepts that an individual is exposed to or adopts (Ashforth et al., 2014). A state of behavioral ambivalence derives from exposure to opposing social demands, regarding norms or relations (Merton, 1976). The presence of opposing demands in the social environment explains why a state of ambivalence may endure over time (Meyerson & Scully, 1995).

Harnessing Appropriate Computational Techniques: Color and Text Analysis

Stage One: Measures. For the first step of our analysis, we drew on the compendium of digital images in the “Wikiart” art encyclopedia. To control for stylistic differences due to technical features of the medium (i.e., charcoal, oil, watercolor, etc.), we downloaded the 759 images of works executed in oil in the period 1881–1890. Van Gogh considered oil painting as the most demanding of all media and believed that he needed to develop his skills at drawing before he took up oil painting (Brower, 2000).

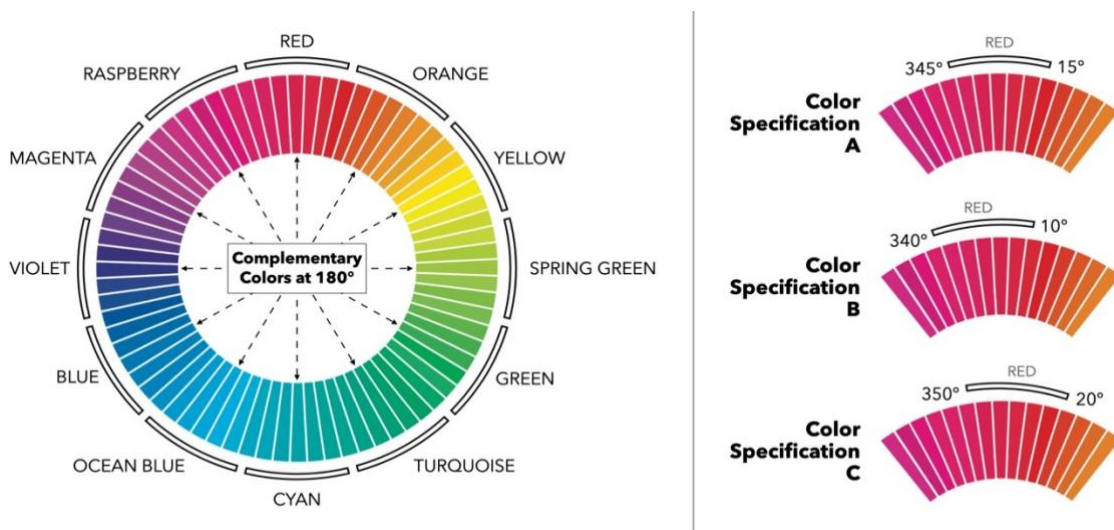
To retain control over the procedure and ensure interpretability and replicability, we departed from unsupervised computer vision techniques (such as Machine-Learning Methods), building instead on the computational technique in Sgourev et al. (2023). We first resized each image by 40% and converted it into an $N \times 3$ matrix, where rows represent the pixels composing the image and columns are their respective red, green, and blue (RGB) color components. We then used k-means clustering to group the pixel vectors into 11 clusters (average quality=94.240, $sd=2.646$) and converted each cluster’s RGB centroid into its coordinates in the HSV (hue, saturation, value) and CIELAB color spaces.

For each cluster, we recorded its Perceptual Lightness (CIELAB’s L^*) and its Red to Green and Yellow to Blue coordinates (CIELAB’s a^* and b^* , respectively). For each image we computed a measure of *Saturation* as the saturation of its clusters weighted by their pixel size, and *Colorfulness* as a linear combination of Image Saturation and the full-image color entropy (Shannon, 1948). We also computed *Absolute Contrast* as the degree of difference in luminance between the average of the two darkest clusters and the average of the two brightest clusters

(Sgourev et al., 2023).

The next step was identifying and coding colors in the images. Color identification is challenging due to variations in perception and naming across individuals, as well as biases in digital image capture by cameras and scanners. To address these issues, we opted for a moving-range strategy instead of imposing a univocal name on colors. Drawing on the HSV color space, we first divided the 360° hue distribution into twelve 30-degree intervals using three different starting points, at 345°, 340°, and 350° (Figure 2). We coded each cluster's color according to the position of its hue degree in any of the twelve hue intervals. We also coded as black or white all clusters with a very low ($L^* < 0.05$) or very high ($L^* > 0.95$) degree of perceptual lightness. This produced three different color specifications, each composed of 14 different colors (Figure 2).

Figure 2. Colors' degree ranges (left) and starting range for different specifications (right).



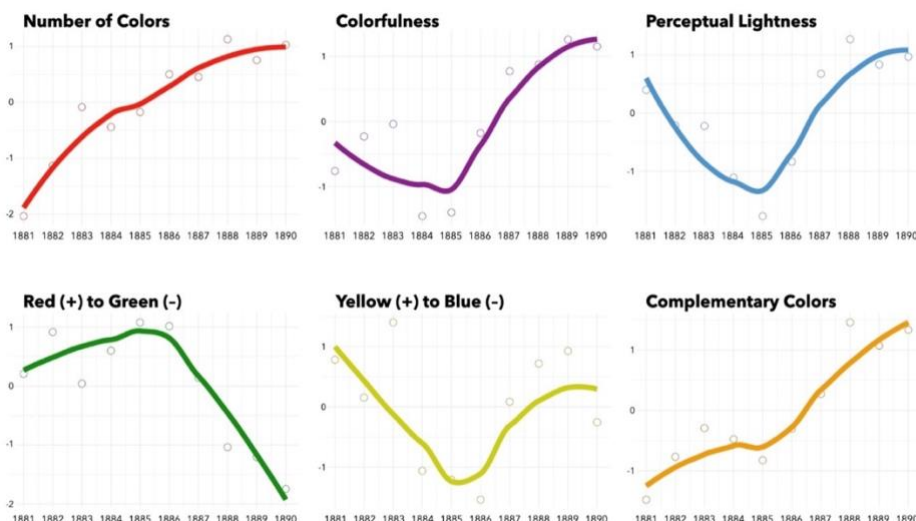
We then set a few additional parameters to extract the greys, the browns, and the pinks from the initial color specifications, as experimental research has confirmed that most individuals identify these tints as distinctive colors (Berlin & Kay, 1969; Regier, Kay & Khetarpal, 2007). Again, instead of imposing a univocal value on these parameters, we generated discrete value vectors for each. For each color specification, we ran 200 models, altering one parameter per model. The average Pearson correlation and pairwise coding agreement between models were significant (correlation between 0.947 and 0.951, agreement 0.968), attesting to the robustness of

the color specification method. We inspected the colors obtained at various parameters' values and, for the next steps, used the three-color specifications with the same parameters. Finally, based on experimental findings on color classification (Berlin & Kay, 1969), we condensed the color spectrum by grouping spring green, green, and turquoise as green; cyan, ocean blue, and blue as blue; and violet, magenta, and raspberry as purple. This color space corresponds to the universal glossary system of colors categories (Lindsey & Brown, 2009), encompassing black, grey, white, red, yellow, orange, green, blue, purple, brown, and pink.

We coded each image as 1 if its clusters featured complementary colors according to any of the three-color specifications (Figure 2, left), and 0 otherwise. We then computed the yearly averages of all measures, with *Complementary Colors* capturing the proportion of images coded as 1 in each year, and *Number of Colors* the average count of distinct colors appearing in each color specification in any given year.

Since Absolute Contrast cannot tell if any luminance difference exists between dark and bright yellows, or between blue and yellow, we used the yearly averages to develop two measures of contrast. *Chiaroscuro Contrast* is the product of Absolute Contrast and the negative of Saturation, while *Complementary Contrast* is the product of Absolute Contrast and Complementary Colors. The former is sensitive to the use of desaturated chromas (black, white, and grey), while the latter is sensitive to complementary colors.

Figure 3. Six dimensions describing Van Gogh's use of color.



Stage One: Results. Figure 3 presents key dimensions of Van Gogh's use of color. For visualization purposes, all values were mean-centered and scaled. The dots in the graphs represent the observed values, and the solid line approximates the average trend. An examination of the trendlines allows understanding how the colors in the artist's palette changed over time. The results for colorfulness and luminance confirm that Van Gogh's palette was darker and less colorful over the first half of the decade than the second half (e.g., Bekker & Bekker, 2009; Naifeh & Smith, 2011). The most somber period is in 1884/85, featuring darker shades. The second pair of graphs illustrates the tendency for an increasing number of colors, and growing presence of complementary colors. The period 1888 to 1890 attests to the emergence of a colorful, vibrant, and luminous palette.

Figure 4. *Transition from Chiaroscuro to Complementary Contrast.*

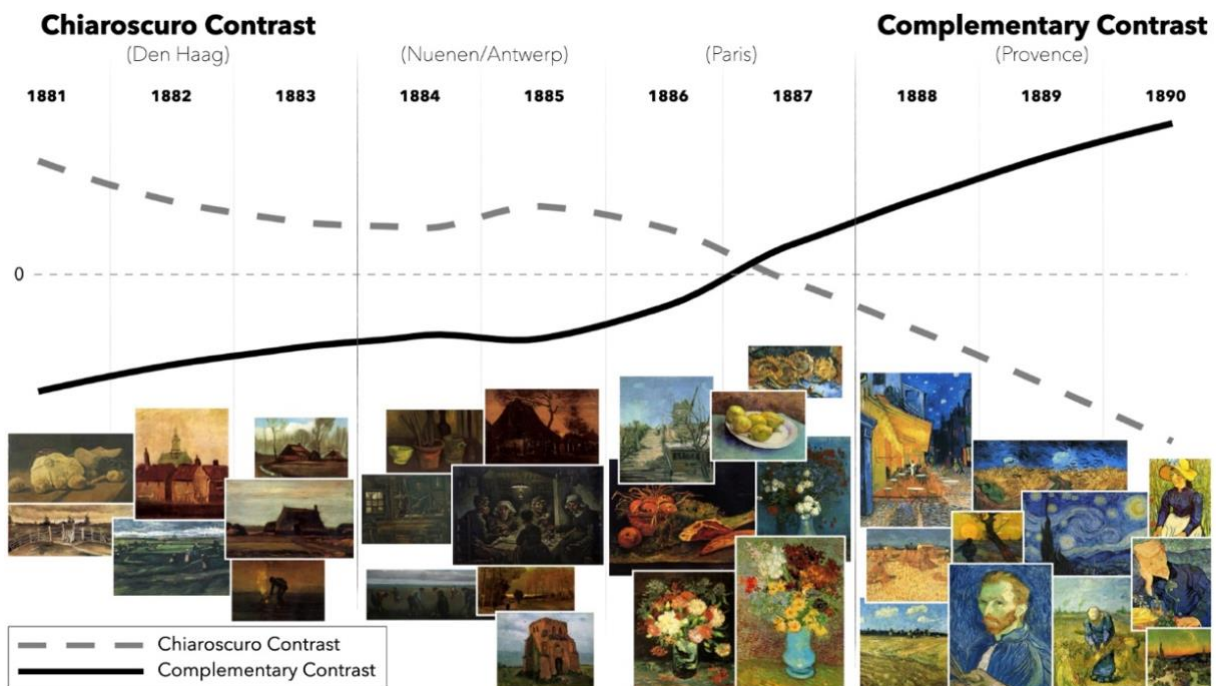


Figure 4 further highlights the fundamental shift in the oeuvre of Van Gogh. Chiaroscuro contrast, an already well-established technique in painting, gives way to complementary contrast, a distinctly new form of capturing the effect of light. The turning point in the transition from chiaroscuro to complementary contrast is the sojourn in Paris.

Figure 5. Relationships between dominant colors in three periods of Van Gogh's oeuvre.

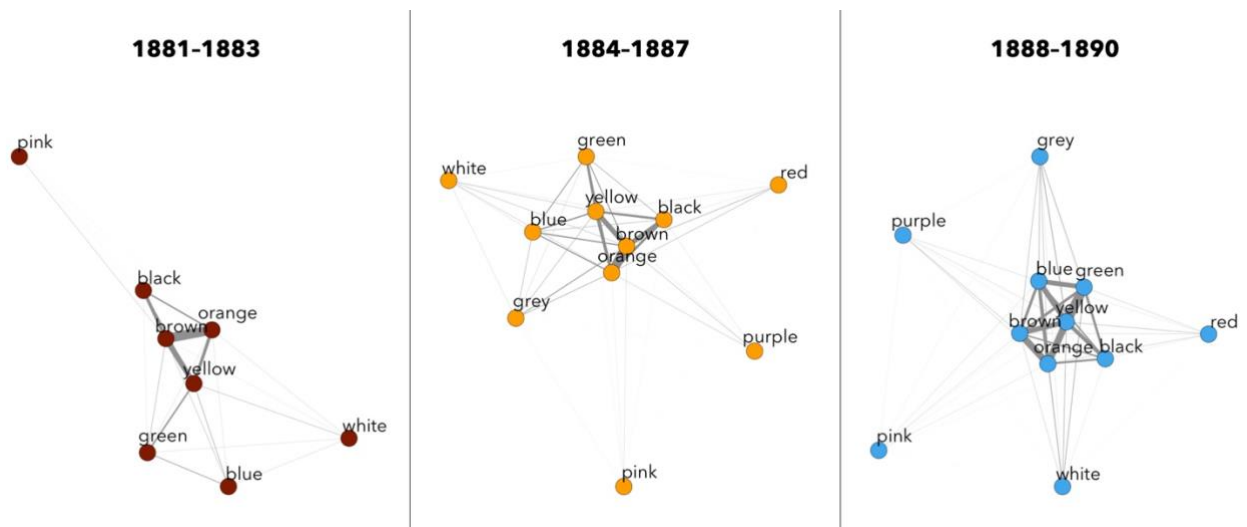


Figure 5 summarizes the relationship between the colors dominating Van Gogh's palette. The graphs were produced by counting the co-occurrence of pairs of colors in 1881–1883, 1884–1887, and 1888–1890. The width of the ties connecting the colors represents the frequency with which two colors appear together in a painting. The initial somber brown-orange-yellow palette undergoes a transformation during 1884–1887, becoming increasingly green and blue in the subsequent years. Brown, yellow, and orange are still key elements in the 1888–1890 palette, attesting to continuity in his evolution. This has to do with his technique, juxtaposing tiny brush strokes of colors to capture the effects of light on a surface.

Stage Two: Measures. The second stage of our analysis examines Van Gogh's letters. As at Stage 1, we focused on the period 1881–1890¹. During this period, Van Gogh wrote 654 letters, mostly to his brother Theo, but also to other family members and to fellow artists. We used diverse computational-linguistics tools to derive language-based measures of ambivalence. Computational methods for quantitative analyses of unstructured textual collections allow us to uncover meaningful patterns in large texts, reducing the high dimensionality of data (Evans & Aceves, 2016). They are very effective at capturing temporal trends and historical variations in concepts (Hamilton, Leskovec & Jurafsky, 2016). We combine three of the most widely used

¹ We excluded the year 1887 because he was living with his brother then and only wrote 5 letters.

methods for reducing text dimensionality: dictionaries, word embedding, and topic modeling, to analyze the ways in which intentions, hesitations, and emotions, are expressed in Van Gogh's letters.

We used a lexicon-based approach to construct our measure of *Affective Ambivalence*. This is the most common approach for analyzing the sentimental qualities of a text (Pennebaker & King, 1999; Berger & Packard, 2022). Sentiment analysis involves classification of the sentiments into positive, negative, or neutral categories. As our objective is to identify direct expressions of opposite emotions, we used the NRC EmoLex (Mohammad & Turney, 2013), a crowd-sourced dictionary that contains 16,862 words associated with the eight primary emotions organized in four opposing pairs: joy–sadness, anger–fear, trust–disgust, and anticipation–surprise. In particular, we examined the simultaneous expression of joy and sadness. Our measure is based on two key conditions: positive and negative components must be similar in magnitude, of at least moderate intensity. We measure the degree of Affective Ambivalence in the letters as the product of the negative and positive components, with a correction for the dissimilarity between joy and sadness, ensuring that opposing emotions are similar in magnitude. Specifically:

$$\text{Affective Ambivalence}_l = (J_l * S_l) - (\text{Max}(J_l, S_l) - \text{Min}(J_l, S_l))$$

where J_l represent the share of joy words in the letter l , and S_l is the share of sadness words in letter l . A positive value of Affective Ambivalence indicates expression of profound sadness juxtaposed with an equally intense sentiment of joy.

We derived our measure of *Cognitive ambivalence* using word embedding models, a family of unsupervised machine learning techniques that utilizes neural networks to represent words in a high-dimensional vector space (Aceves & Evans, 2023). Word embedding models are well-suited to capturing complex semantic relations between words that closely reflect the underlying categories of meaning that inform language use (Lix, Goldberg, Srivastava & Valentine, 2022). We turned to *Word2Vec* to train our embedding model on the entire corpus of letters. We used the Skip Gram version, for its superior performance with small samples and rare

words (Chamberlain, Rossi, Shiebler, Sedhain & Bronstein, 2020). We removed stop words and single-letter words and trained a 300-dimensional model by implementing a Skip-gram algorithm with a window size of 10 words (Mikolov, Chen, Corrado & Dean, 2013). We confirmed the validity of our embedding model by performing various validation procedures (Mikolov et al., 2013)².

Given that word embedding represents concepts as points within multidimensional, geometric spaces (Kozlowski, Taddy & Evans, 2019), we used the information encoded within geometric space to formulate a representation of the breadth of concepts evoked in Van Gogh’s writing (Aceves & Evans, 2021). To account for ambivalent cognitive representations, we represented each letter as a list of words, and measured the conceptual distance of each word pair. Formally, we define the conceptual distance between words i and j as the cosine distance between the respective embedding vector representation:

$$D(v_i - v_j) = 1 - \cos(v_i - v_j)$$

where v_i is the embedding vector representation for word i , and v_j is the embedding vector representation for word j . Using this distance metric, we define *Cognitive Ambivalence* as the average cosine distance of all the unique pairs.

$$Cognitive\ Ambivalence_l = \frac{1}{|P_l|} \sum_{p \in P_l} D_p$$

where D_p denotes the distance between the pair of words p , and P_l is the set of all the unique word pairs in letter l . High levels of Cognitive Ambivalence attest to the interweaving of divergent concepts in a letter, and an attempt to amalgamate incongruous meanings at a significant distance within the conceptual space.

We measure *Behavioral Ambivalence* through a two-step process that combines topic modeling with word embedding. Topic modeling provides a reliable method for discovering the

² We tested the semantic similarity of proximate embedded words and word-analogy tasks. Our model performs well at capturing not just common semantic relationships (e.g., brother – man + woman = sister), but also meanings and relations idiosyncratic to our specific context (Theo – man + woman = sister).

hidden thematic structure in a letter (Hannigan et al., 2019). The basic assumptions of topic models are that a document is a random combination of latent topics, each representing a probability distribution of words that define its meaning (Mohr & Bogdanov, 2013). We used latent Dirichlet allocation (LDA) topic models (Blei, Ng & Jordan, 2003) to compute a variety of models with different specification parameters. We graphed the average coherence score of each model and used this evidence to guide the identification of a plateau. We studied several models more closely from an interpretive perspective (DiMaggio, Nag & Blei, 2013), to identify a solution that balances between topics variation, statistical validation, and interpretation ease. Using the word distribution of each topic, we leverage the relational information encoded in our embedding model to capture the degree to which each topic relates to the concepts of “belonging” and “isolation”.

We created a list of words that define these two concepts³, and for each list, we calculated its centroid vector in the embedding model. We then computed the cosine similarity between each of these centroids and the centroid vector of the words defining the eight topics. In agreement with the canon of NLP, we assume that the similarity between the two vectors reflects how closely associated a topic is with the concept in terms of meaning. Using this association, we identified the topics that manifest most strongly the co-existence of opposing forces of belonging and isolation.

$$\text{Topic Behavioral Ambivalence}_i = (TB_i * TI_i) - (\text{Max}(TB_i * TI_i) - \text{Min}(TB_i * TI_i))$$

where TB_i represents the cosine similarity between the centroid of the topic i and the centroid of the belonging concept, and TI_i represents the cosine similarity between the centroid of the topic i and the centroid of the isolation concept.

³Isolation= [alone, exile, isolation, stranger, strangers, loneliness, solitude, lonely, solitary, detached, isolated, separation, desolation, melancholy, exclusion]. Belonging = [community, friendship, connection, connections, marriage, family, friend, friends, relationship, relationships, support, companionship, bond, friendship, friendships].

Finally, we considered the three topics with the highest values of behavioral ambivalence and used their topic distribution in each letter to measure *Behavioral Ambivalence*. Formally expressed:

$$\text{Behavioral Ambivalence}_l = \sum_{i \in I} T_i * TBA_i$$

where I is the set of the topics with the highest Topic Behavioral Ambivalence, T_i represents the weight of topic i in that letter and TBA_i is the behavioral ambivalence expressed by topic i . High values of Behavioral Ambivalence in a letter reflect Van Gogh's inclination to explore and discuss aspects of his life that encompass both the need for social connections and his yearning for isolation.

Stage Two: Results. We begin the analysis of the letters with affective ambivalence, capturing the co-emergence of words expressing opposite emotional states of joy and sadness.

Figure 6. *Affective Ambivalence (joy and sadness).*

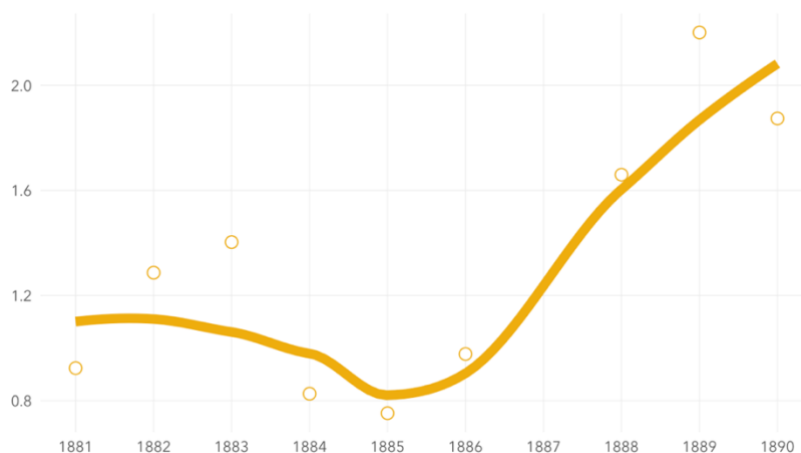
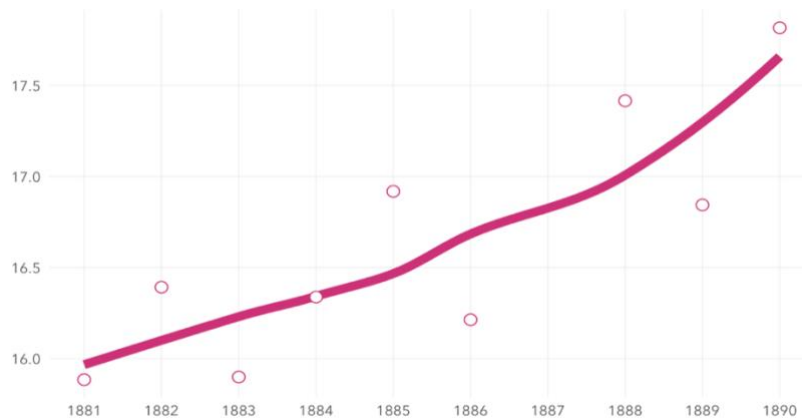


Figure 6 shows a clear tendency for increasing affective ambivalence, which goes through two stages. At the first stage (1881–1885), there is a slight tendency for decreasing ambivalence, supplanted by a linear tendency for increasing ambivalence, starting in 1885. The second half of the decade was marked by intensifying emotional turbulence in Van Gogh's life, as indicated by the co-existence of positive and negative emotions in his letters. Additional evidence is provided by a related analysis of co-existence of opposite emotions, implemented using an aggregated

measure of positive and negative emotion, returning a very similar pattern to the one in Figure 6⁴ (available from the authors upon request). Van Gogh is often described as a violently emotional painter (Dow, 1964). Our analysis attests to growing emotional volatility towards the end of his life, as embodied in the choice of words composing his letters.

Figure 7. *Cognitive Ambivalence (conceptual breadth).*



Next, we consider the cognitive type of ambivalence, represented in Figure 7. The linear upward trend attests to increasing average conceptual distance over time. Van Gogh’s writing is indicative of a state of growing cognitive ambivalence or openness to divergent ideas and perspectives. This reinforces observations that the experience of affective ambivalence is associated with the tendency for recognition of unusual relationships between concepts (Fong, 2006). It also demonstrates that Van Gogh engaged in relational-synthetic thinking: a process of associating previously unrelated elements and synthesizing them (Brower 2000, p. 185). The artist was looking for ways to establish a synthesis of elements, drawing on an extensive reading list, including Tolstoy, Hugo, Stowe, Dickens, and Carlyle, among others (Brower, 2000, p. 193). We confirmed the increase in cognitive ambivalence by measuring oppositional orientations toward another key concept for the artist (“God”). The evidence (available from the authors upon request) reveals a high degree of ambivalence vis-à-vis religion in the early 1880s, which later declines, to start increasing steeply from 1885/86. Scholars corroborate Van Gogh’s dual attitude

⁴ We experimented with several approaches to analyzing the sentiment orientation of the language in the letters (LIWC, VADER), obtaining substantively similar results.

toward religion, vacillating between passionate embrace and resolute dismissal (Apostolopoulou & Issari, 2022; Dow, 1964), finding expression in a subjectively experienced, modern sacred art.

Figure 8. *Behavioral Ambivalence (belonging and isolation).*

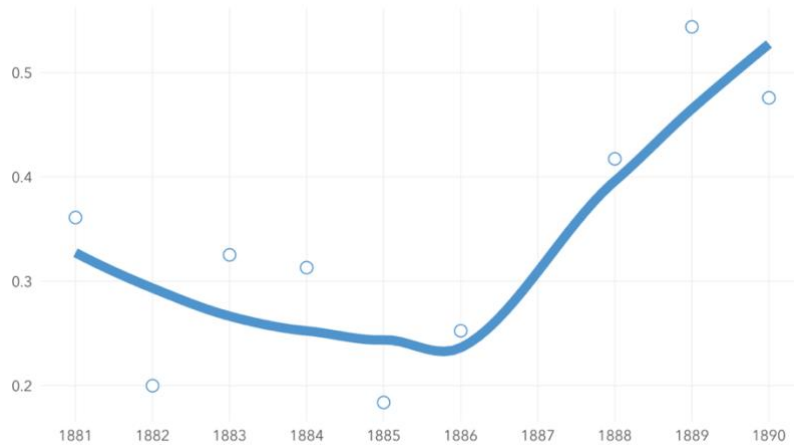


Figure 8 presents the temporal dynamics of behavioral ambivalence. The content of the letters tends to become more ambivalent with respect to social relations over time. Figure 8 reveals the same shape as that for affective ambivalence (Figure 6): a slight early tendency for decreasing ambivalence, followed by a linear tendency for increasing ambivalence. We reached the same conclusions through two methods for capturing behavioral ambivalence. The first one measures the simultaneous presence of social pronouns (“we”) versus self-pronouns (“I”). The co-occurrence of these pronouns is an indication of behavioral ambivalence, as it reflects sources of tension within the individual's sense of self (Berger & Packard, 2022). The second measure tracks the frequency of “I” pronouns in relation to words of affiliation, utilizing a pre-existing dictionary. Both measures yield a very similar pattern to that in Figure 8, revealing a state of oscillation between isolation and connectedness (the two figures are available from the authors upon request).

Validation of Co-Emergence: Trend Test and Association

The last analytical stage ascertains the validity of the measures and establishes the degree of association between manifestations of the key connecting element in the two modes. Table 1 presents the results of the Mann-Kendall Trend Test for the five measures in our analysis. This is

a non-parametric test, analyzing data collected over time for consistently increasing or decreasing trends. The values for Chiaroscuro / Complementary Contrast, Affective and Cognitive Ambivalence reveal p-values at the accepted levels ($p < 0.05$), confirming the presence of significant trends over time. Behavioral Ambivalence reveals a slightly weaker p-value ($p < 0.1$).

Next, we tested the strength of the association between the five measures. The estimates presented in Table 2 corroborate the associations between the time series corresponding to contrast and ambivalence. There is a high probability of co-emergence of opposition: that the manner in which Van Gogh articulated contrast on the canvas (transitioning from chiaroscuro to complementary contrast) was associated with his exposure to affective, cognitive, and behavioral ambivalence during the observation period.

Table 1. Mann-Kendall Trend Test.

	N	S	z-statistic	p-value	Trend (significant)
Chiaroscuro Contrast	10	-27	-2.326	0.020	Decreasing
Complementary Contrast	9	33	2.862	0.004	Increasing
Affective Ambivalence	9	20	1.981	0.048	Increasing
Cognitive Ambivalence	9	22	2.189	0.029	Increasing
Behavioral Ambivalence	9	16	1.599	0.110	Increasing after 1885

Table 2. Tests of association between Contrast and Ambivalence Measures.

	Affective Ambivalence	Cognitive Ambivalence	Behavioral Ambivalence
Chiaroscuro Contrast	-0.860** (0.911 ***)	-0.725** (0.767 **)	-0.684** (0.804 **)
Complementary Contrast	0.828** (0.874 **)	0.813** (0.829 **)	0.750** (0.857 **)

Note. Pearson correlation and Test of independence (in parentheses, performed using distance correlation with 1000 replicates). All variables are non-independent at $p < 0.05$. Significance codes: * < 0.1 , ** < 0.05 , *** < 0.001 .

INTERNAL AND EXTERNAL VALIDITY

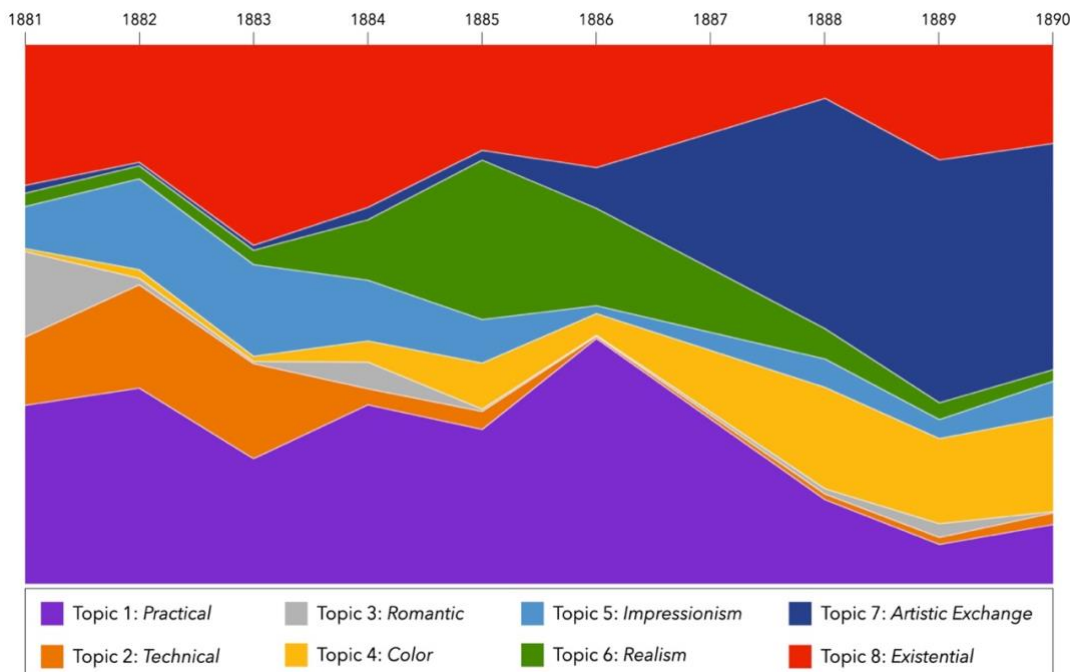
A necessary step in the testing of a new methodological approach is the establishment of the validity of the results generated through its application. We found support in the literature on Van Gogh and in his letters for the appropriateness of the use of opposition as the key connecting element (contrast and ambivalence). Scholars observe that contrast was ever-present in Van Gogh's style. In the early 1880s it was dominated by muted colors, expressing the contrast between light and dark (Bekker & Bekker, 2009). In early 1883 he read Blanc's book on the theory of color. He discovered the power of color in Paris in 1886, moving away from the muted colors to the brighter tones of the Impressionists (Bekker & Bekker, 2009). His exposure to Japanese prints in Paris reinforced his penchant for bright colors and intense expression. His objective was to release the expressive force that transfigures technique into art (Grant, 2014, p. 117). In his own words: "*I want to reach the point where people say of my work, that man feels deeply...*" (on or about July 21st, 1882). From the mid-1880s his paintings embody his belief in the use of contrast of complementary colors to structure the composition and express the intensity of emotions (Dow, 1964). He recognized that "*these things that are relevant to complementary colors, to the simultaneous contrasting and the mutual devaluation of complementary colors, are the first and most important issue*" (October 1885): In another letter (August-October 1887) he states his objective as: "*seeking oppositions of blue with orange, red and green, yellow and violet...Trying to render intense color*". The patterns and timeline presented in Figures 3 and 4 are consistent with his writings and with observations in scholarship on the evolution of his style.

We also identified additional supporting evidence for behavioral ambivalence. For example, Porter (1982, p. 54) describes a "profound split between the urge for domesticity, marriage, calm, dailiness and home, and the attraction to isolation, chaos, anguish, visionary transcendence and even madness." On the one hand, he expresses a desire for belonging and companionship, to found a colony of artists, to live with Theo or seek out company in an asylum. On the other hand, he admits to his reclusiveness: "*One is afraid of making friends* (November 26th and 27th 1882). The letters veer back and forth between these two moods (Porter, 1982).

Similarly, Apostolopoulou & Issari (2022, p. 109) identify oscillation between two states: asceticism, allowing him to concentrate on his work, and a web of social relations. The centrifugal need to relate with contemporaries, friends or family, and the centripetal urge to withdraw from social life and relations and devote himself to his art (p. 105).

Topic modeling⁵ provided evidence corroborating the growing behavioral ambivalence. Topic 1 is defined as "*Practical*", as it deals with money and the practical aspects of being an artist. Topic 2 is defined as "*Technical*", dealing with artistic techniques and improving skills. Topic 3 is defined as "*Romantic*", reflecting the expression of intimate sentiments. Topic 4 is about the role of *Color* in art, Topic 5 is about light, weather, and nature. It is *Impressionistic* in nature, capturing the effects of light in changing weather. Topic 6 is defined as *Realism*, about representation of real life. Topic 7 is about *Artistic Exchange*, the desire to found a community of artists. Topic 8 is defined as *Existential*, featuring thoughts on the mysteries and challenges of life. The analysis reveals that the topics with the highest level of behavioral ambivalence are Topics 8, 7, and 3.

Figure 9. *Distribution of topics over time.*

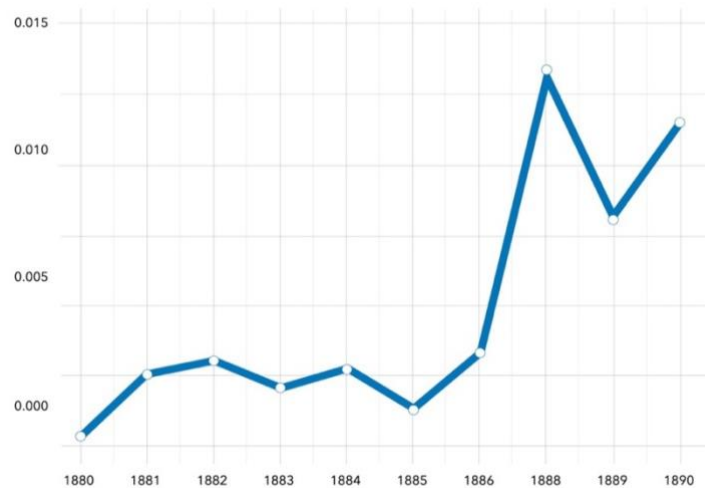


⁵ The identified topics, their relative weights and top keywords are as follows: *Topic 1* (Weight: 0.239) – money, year, pay, drawing, model; *Topic 2* (Weight: 0.083) – drawing, beautiful, print, draw, figure; *Topic 3* (Weight: 0.023) – love, man, heart, fall, eye; *Topic 4* (Weight: 0.089) – color, blue, green, yellow, white; *Topic 5* (Weight: 0.105) – figure, draw, light, woman, effect; *Topic 6* (Weight: 0.080) – figure, painter, color, peasant, art; *Topic 7* (Weight: 0.183) – canvas, hope, Gauguin, portrait, artist; *Topic 8* (Weight: 0.237) – life, woman, understand, year, speak.

Figure 9 presents the distribution of topics in the corpus over time. One tendency that emerges is that the Practical and Technical topics are decreasing in importance, as Van Gogh approaches the end of his life. This is probably related to his changing priorities, but also to the fact he had already mastered the technical aspects of painting. Similarly decreasing in relative weight are topics related to the Realist and Impressionist styles, as Van Gogh forged ahead with his idiosyncratic style. In the second half of the 1880s he moved away from Realism, looking to represent on the canvas his subjective reality, not objective reality (i.e., Nature). Unsurprisingly, his interest in rendering light, weather, and nature (topic 5) is declining too.

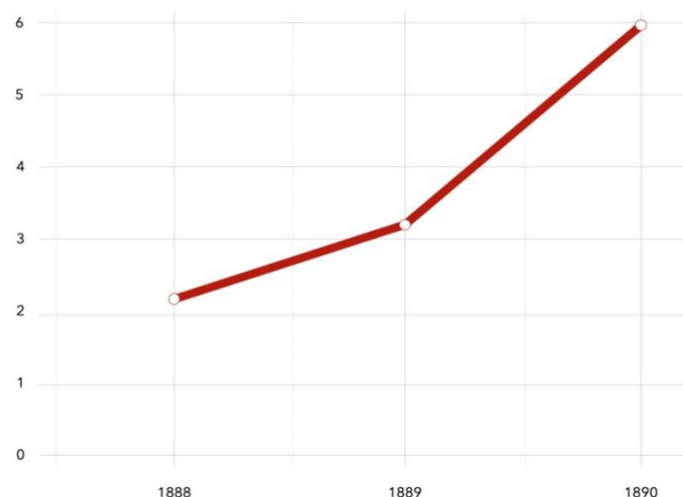
The evidence indicates that what becomes increasingly important to him is captured in two topics: Artistic Exchange (the creation of an artistic colony), and color. His letters reveal growing preoccupation with the principles of application of color, and the pursuit of shared experiences with fellow artists. The extent to which the letters in the last years of his life feature the topic of Artistic Exchange is remarkable. This attests to increasing behavioral ambivalence, as this topic captures the tension between belonging and isolation. The distribution of the Realist topic suggests that the artist is moving away from objective reality and toward the inner self, in pursuit of a highly expressive style. Brower (2000, p. 197) observes that Van Gogh became more alone, as he evolved a more novel statement of his art. It is only natural that delving into the inner self would exacerbate his feelings of loneliness, increasing the need for artistic exchange and for participating in a peer community. The ambivalence between productive isolation and pursuit of belonging is fundamental to his identity (Dow, 1964; Porter, 1982), intensifying in the last years of his life.

Figure 10. *Mentions of social actors over time (aggregated).*



We also captured the relational source of ambivalence in a more direct manner by examining his social network. Figure 10 presents the aggregate number of mentions of social contacts in his letters. The results attest to a dramatic upturn in the density of the network from 1885, supporting the tendency (Figure 9) of increasing interest in “artistic exchange”. A closer look at the network reveals a twofold development: it becomes simultaneously denser and more centralized, dominated by Paul Gauguin and Émile Bernard.

Figure 11. *Emotional ambivalence in sentences mentioning Paul Gauguin.*



Having identified the centrality of Gauguin, we examined the affective and cognitive ambivalence in his regard. The results confirm that the ambivalence toward him increased in the last three years of Van Gogh’s life. The results for affective ambivalence (Figure 11) attest that

Van Gogh alternated between positive and negative emotions in regard to Gauguin. Cognitive ambivalence returned an identical pattern.

These findings demonstrate that ambivalence had a strong relational component. The mystery of Van Gogh's last years is captured in his relational duality: the density of the network increased, but so did his ambivalence toward his peers. He was mentioning more people but becoming more focused on a few of them. Contrary to popular wisdom, he was not an outcast, but increasingly alternated between the relational states of isolation and connection.

A single case and a distinctive context naturally raise questions about the generalizability of the findings. What alleviates this concern is that our findings are based on a 10-year period, where the unit of analysis is an element observed **in its evolution** over time. Distinctive contexts can be analytically advantageous when presenting the opportunity to examine a key element or principle in considerable detail (Siggelkow, 2007). It has long been recognized that Van Gogh's letters are a precious resource, capturing his creative process in unusual depth (Brower, 2000). Our method allowed us to portray the complexity and temporality of his creative becoming. However, the fact that we dispose of so few (if any) similarly extensive artistic diaries in history, makes it difficult to assess how common the observed pattern is. The procedure can be applied in any context featuring concomitant verbal and visual data, upon adjusting for contextual factors. We cannot but encourage the application of the procedure in diverse contexts in order to establish its external validity.

DISCUSSION

Scholarship recognizes the need for multimodal analyses integrating text and images (Boxenbaum et al., 2018; Höllerer et al., 2019; Quattrone et al., 2021), encouraging the development of new methods that are broadly applicable (Zilber, 2017). To this end, we devised a multimodal procedure for the analysis of the association between visual and verbal modes, incorporating guidelines for "strong" multimodal research, such as temporality and co-emergence of elements in the two modes (Zilber, 2017; Halgin et al., 2018). We described the method and

illustrated its application to the creative process, analyzing the letters and paintings of Van Gogh.

The proposed multimodal method integrates partially Machine-Learning techniques but eschews full automation of the procedure (e.g. Luo, Jia, Ouyang & Fang, 2024), retaining scholarly control in determining the key connecting element between modes and selecting the suitable computational tools. This was motivated by two considerations. First, we sought to develop a framework that would broaden its applicability and transferability across research contexts. Whereas Machine-Learning approaches are typically used to identify patterns of differentiation from population-level data within a specific context and for specific types of data (e.g. Le Mens, Kovács, Hannan & Pros, 2023), our approach enables the adjustment of the computational tools to suit the contexts. We applied our method in the context of individual creativity, integrating contextual knowledge of Van Gogh's oeuvre. Second, we designed the method with the explicit intention to quantitatively extend the established qualitative approach to multimodality. As a result, the approach facilitates alignment between theory and methods, ensuring that the computational tools are well-suited to the research question and theoretical framework. As Machine-Learning methods feature high prediction accuracy (the ability to make correct predictions) and low theoretical interpretability (the degree to which a model allows for human understanding) (Luo et al., 2024), we adopted the recommendation to prioritize the interpretability of models (Rudin, 2019).

Methodological contributions

Our main contribution is in providing a template for quantitative multimodal analysis, which can be adapted to serve diverse research objectives. It can be used as an exploration or a validation tool. It may help illuminate how legitimation draws on different communication modes (Vaara, Aranda & Etchanchu, 2024; Meyer et al., 2018) or how organizational actors construct a new market category leveraging visual and narratives elements (Jones et al., 2012). It can also be scaled to massive databases to enable comparison of text and images over time. Recent methodological advances offer unprecedented opportunities to access organizational websites and

capture both visual and textual data longitudinally (Haans & Mertens, 2024). Websites are valuable historical repositories of information on how organizations reach customers, attract talent, or connect with stakeholders. The proposed method is particularly suitable for analyzing the degree of alignment between the visual content of a website, the projected image of a company and the strategy or identity derived from texts, such as company reports or marketing materials.

The method facilitates the analysis of how organizations convey a key value (e.g., “sustainability”) across both textual narratives (e.g., website text, but also mission statements or press releases) and visual representations (e.g., photos on the website, but also packaging design, brand imagery, product catalogs). This bolsters our capacity to measure the consistency of multimodal representation and capture the level of authenticity of organizations (Lehman, Lehman, O’Connor, Kovács & Newman, 2019). Furthermore, by combining new methodological tools, scholars become better equipped to register and interpret how the meaning attributed to concepts, such as “sustainability”, changes over time.

It is also possible to shift the analytical perspective by exploring how the process of co-emergence affects the evaluation of products or producers by audiences. Our account is on the producers’ side, but the method can be applied to explore how the perceived alignment between the communication modes of a producer ((e.g., PowerPoint slides and oral pitch (Elsbach & Kramer, 2003), or images and text on social media (Roccapriore & Pollock, 2023)) shapes audience evaluations.

New insights about how organizational culture is constructed, contested and continuously reshaped may be obtained by exploring how cultural values are manifested across modes. Consider as an illustration the decision of Leiden University to relocate a painting depicting a group of elderly white men, members of the 1974 university board, because some faculty members found it in **disagreement** with the values of diversity and inclusivity espoused by the

University and actively promoted in teaching⁶. By mapping textual and visual sources, scholars can explore the alignment between the values these sources embody, providing new insights into how cultural conflicts emerge, persist, and are resolved over time (Gregory, 1983). It is also possible to examine in greater depth the impact of the social context. We captured this impact through the concept of behavioral ambivalence, through topic modelling and the analysis of a key social relation (Paul Gauguin), but more comprehensive treatment necessitates the collection of extensive relational data.

Our procedure is relatively flexible, leaving discretion to the user in identifying a key connecting element, choosing secondary principles of mode connection that are spatial or thematic in nature, and selecting the suitable computational tools. A spatial approach would consider the locations in which modes are produced or used, thereby capturing how meaning is constructed across distributed communicative environments. Thus, one may explore the role of space within the temporal framework. This may consist of examining how the association between text and image changed as Van Gogh travelled or selecting a spatial theme as the key connecting element, exploring the co-emergence of the word “Japan” and of Japanese stylistic elements in his paintings. In the organizational context, one can explore the correspondence between text and image across company subsidiaries or regional markets. Exploring spatial variation in this manner can be helpful in capturing the degree of consistency of organizational culture or identifying differences in the proclivity for innovation across geographical units or markets.

A thematic approach groups modes by content or purpose, enabling the examination of how different modes **become aligned on key** ideas or concepts. For example, in the organizational context one can investigate the co-emergence of the words “ecology” or “sustainability” and images of trees or the use of green color in company reports. Or analyze the correspondence

⁶ <https://nltimes.nl/2023/06/14/leiden-univ-give-smoking-old-white-men-painting-prominent-place-explanation> (accessed December 12th, 2024).

between the word “international” in strategic documents and the degree to which slideshow presentations or marketing materials feature references to external markets. Focusing on the theme of “design”, for example, can help understand how new designs emerge in the flow of communication between team members.

The use of a key connecting element makes our approach flexible and adaptable to context. However, as any other method, ours has limitations and boundary conditions. Most importantly, the method is designed to capture a “strong” form of multimodality through the analysis of co-emergence over time and is not appropriate for “weak” forms of multimodality and cross-sectional analysis. The thematic and spatial options in our framework are necessarily longitudinal in nature; they provide an opportunity for customization within a temporal structure. We encourage the development of cross-sectional applications using clustering techniques or cross-tabulations, to evaluate how modes converge around similar meanings, and call for more attention to the possibility to integrate cross-sectional features within the longitudinal design.

Our method can be further extended by developing a capability to use two (or more) connecting elements, as well as by capturing the alignment between text and materials or image and materials. It is relatively unproblematic to integrate diverse tactile measurements within the framework. The key connecting element can be a particular physical property, such as color, hardness or malleability. It can also be a smell or the sentiment provoked by touch. We envision our method as a platform onto which applications can be added.

Theoretical contributions

Our secondary contribution is in establishing a new substantive link between multimodality and creativity scholarship. The application of the method enabled the analysis of creativity as continuous in nature: as creative-becoming through iterative experimentation over time (Sawyer, 2012; Karakilic & Painter, 2022). By exploring the co-emergence of elements between modes, we made explicit the ways in which past experiences and relational tensions feed into the present and find aesthetic expression. The proposed method contributes to the theoretical

reorientation of research on creativity from instrumental, linear and stage-based accounts, to those emphasizing the continuous, improvisational, unpredictable and fractious nature of the process (Fox, 2015; Karakilic & Painter, 2022). The volatile and contradictory creative process that emerges from our context is not the one in accounts that emphasize balance, predictability and “flow” (e.g. Csikszentmihalyi, 1997; Amabile, 1996). It echoes Jung’s (1952, 1959) expectation that creative people are more likely to be divided within themselves, motivated to make sense of the divisions in the inner world. The pursuit of a tentative solution to perpetual tensions propels the quest for **original forms** of expression (Storr, 1988).

To identify a theoretically grounded connecting element, we drew on the “Janusian” tradition (Rothenberg, 1971) and **adopted** the principle of opposition, as reflected in word associations and visual forms. Results confirmed the appropriateness of this choice, corroborating the pertinence of a state of exposure to oppositions to the ability to connect unrelated elements (Fong, 2006). Ours may be the first quantitative, non-experimental analysis to substantiate Rothenberg’s (1971, p. 202) suggestion that “the particular content of a Janusian thought is very likely highly related to conscious and unconscious emotional conflicts in the creator himself”. Our quantitative multimodal approach enabled us to confirm that this relation is longitudinal and cumulative in nature, as the creative insight emerges from alternating exposure to opposite stimuli: a process that is difficult to reproduce in experimental conditions.

The proposed method improves our capacity to capture the ambivalence of modern organizations, defined by simultaneous demands for autonomy, control, order, freedom, imagination, and effectiveness (March, 2008). The analysis illustrated the process whereby contradictory social and psychological forces are connected by their simultaneous presence. It contributes to scholarship on ambivalence by reinforcing arguments that ambivalence can be an enduring state, defining identities (e.g., Ashforth et al., 2014; Meyerson & Scully, 1995). The results highlighted a dynamic state of ambivalence, revealing a tendency for oscillation between states, rather than their static co-existence. We propose text-based measures of ambivalence that

can be instrumental in facilitating the study of emotions, which remain difficult to examine empirically (see Zietsma, Toubiana, Voronov & Roberts, 2019). Multimodal tools have the potential to offer substantively new insights into the interface between cognition and emotions (Elfenbein, 2007) by allowing us to explore variation in individual and collective affective states identified through textual sources. This can be particularly useful in capturing the dynamics of organizational crises or the genesis of collective resistance by analyzing personal correspondence or the minutes of meetings.

The growing accessibility of large-scale, longitudinal, and multimodal organizational data (Haans & Mertens, 2024) has writ large the lack of suitable methodological tools to systematically engage with such data. By expanding the toolkit available to scholars with a flexible and scalable method, we hope to spark new research and obtain fresh insights into the dynamic interplay of texts, images, and organizational processes. As demonstrated, the application of the method can also help illuminate the **complexity** of the creative process and of personal identities. Van Gogh's embeddedness in a rich emotional and cognitive world (Brower, 2000) propelled the pursuit of new forms to express the intensity of opposition to which he was exposed. This pursuit was simultaneously fulfilling and distressing, requiring psychologically costly perseverance (Rothman et al., 2017). The artist suffered as a result of his increasing volatility, but volatility motivated **self-expression**. The legacy of this extraordinary artist is his aptitude at creating a visual idiom that articulates the harmony of opposites. He turned ambivalence into an image even before it became a word.

REFERENCES

- Abbott, Andrew (2001). *Time matters: On theory and method*. Chicago, IL: University of Chicago Press.
- Aceves, Pedro, & Evans, James A. (2021). Human languages with greater information density increase communication speed, but decrease conversation breadth. *ArXiv Preprint ArXiv:2112.08491*.
- Aceves, Pedro, & Evans, James (2023). Mobilizing conceptual spaces: How word embedding models can inform measurement and theory within organization science. *Organization Science*, 35(3), 788–814.
- Aloumi, Ahmad, Noroozi, Siamak, Eves, Bob, & Dupac, Mihai (2013). The impact of color contrast on the perception of complexity–simplicity of design product. *International Journal of Design Creativity and Innovation*, 1(4), 233–254.
- Alvesson, Mats, & Kärreman, Dan (2011). Decolonializing discourse: Critical reflections on organizational discourse analysis. *Human Relations*, 64(9), 1121–1146.
- Amabile, Teresa M. (1996). *Creativity in context*. Boulder, CO: Westview Press.
- Apostolopoulou, Antigoni, & Issari, Philia (2022). Constructions of artistic creativity in the letters of Vincent Van Gogh. *The Qualitative Report*, 27(1), 96–113.
- Ashforth, Blake E., Rogers, Kristie M., Pratt, Michael G., & Pradies, Camille (2014). Ambivalence in organizations: A multilevel approach. *Organization Science*, 25(5), 1453–1478.
- Barberá-Tomás, David, Castelló, Itziar, De Bakker, Frank G.A., & Zietsma, Charlene (2019). Energizing through visuals: How social entrepreneurs use emotion-symbolic work for social change. *Academy of Management Journal*, 62(6), 1789–1817.
- Barthes, Roland (1977). *Image-music-text*. New York: MacMillan.
- Bekker, Karen G., & Bekker, A. Y. (2009). Color and emotion - a psychophysical analysis of Van Gogh's work. *PsyArt*. Retrieved on 3 March 2024 from <https://shorturl.at/soOfR>.
- Berger, Jonah, & Packard, Grant (2022). Using natural language processing to understand people and culture. *American Psychologist*, 77(4), 525–537.
- Berlin, Brent, & Kay, Paul (1969). *Basic color terms: Their universality and evolution*. Berkeley, CA: University of California Press.
- Bezemer, Jeff, & Jewitt, Carey (2010). “Multimodal analysis: Key issues”. In Lia Litosseliti (Eds.), *Research Methods in Linguistics* (pp. 180–197). London: Continuum.
- Bilton, Chris (2010). Manageable creativity. *International Journal of Cultural Policy*, 16(3), 255–269.
- Blanc, Charles (1867). *Grammaire des arts du dessin: architecture, sculpture, peinture: jardins, gravure en pierres fines, gravure en médailles, gravure en taille-douce, eu-forte, manière noire, aqua-tinte, gravure en bois, camaïeu, gravure en couleurs, lithographie*. Paris: Renouard.
- Blei, David M., Ng, Andrew Y., & Jordan, Michael I. (2003). Latent dirichlet allocation. *Journal of Machine Learning Research*, 3, 993–1022.
- Botella, Marion, Zenasni Franck, & Lubart, Todd (2018). What are the stages of the creative process? *Frontiers in Psychology*, 9, 1–13.

- Boxenbaum, Eva, Jones, Candace, Meyer, Renate E., & Svejenova, Silviya (2018). Towards an articulation of the material and visual turn in organization studies. *Organization Studies*, 39(5–6), 597–616.
- Brower, Richard (2000). To reach a star: The creativity of Vincent van Gogh. *High Ability Studies*, 11(2), 179–205.
- Bullinger, Bernadette (2017). Companies on the runway: Fashion companies' multimodal presentation of their organizational identity in job advertisements. In Markus A. Höllerer, Thibault Daudigeos, & Dennis Jancsary (Eds.), *Research in the Sociology of Organizations - Vol. 54: Multimodality, Meaning, and Institutions* (pp. 145–177). Emerald Publishing.
- Caws, Mary A. (2010). *Surrealism*. London: Phaidon Press.
- Chamberlain, Benjamin P., Rossi, Emanuele, Shiebler, Dan, Sedhain, Suvash, & Bronstein, Michael M. (2020). Tuning word2vec for large scale recommendation systems. *Proceedings of the 14th ACM Conference on Recommender Systems*, 732–737.
- Chevreul, Michel E. (1839). *De la loi de contraste simultanée des couleurs, et de l'assortiment des objets colorés: considéré d'après cette loi dans ses rapports avec la peinture, les tapisseries des Gobelins, les tapisseries de Beauvais pour meubles, les tapis, la mosaïque, les vitr.* Paris: Pitois-Levrault.
- Christiansen, Lærke Højgaard (2018). The use of visuals in issue framing: Signifying responsible drinking. *Organization Studies*, 39(5–6), 665–689.
- CIE (2020). *CIELAB Colour Space*. International Commission on Illumination. Retrieved on 3 March 2024 from <http://Cie.Co.at/e-Ilv>.
- Csikszentmihalyi, Mihaly (1997) *Creativity: Flow and the psychology of discovery and invention*. New York: Harper Perennial.
- De Rond, Mark, Holeman, Isaac, & Howard-Grenville, Jennifer (2019). Sensemaking from the body: An enactive ethnography of rowing the Amazon. *Academy of Management Journal*, 62(6), 1961–1988.
- De Vaujany, François-Xavier, & Aroles, Jeremy (2019). Nothing happened, something happened: Silence in a makerspace. *Management Learning*, 50(2), 208–225.
- Deleuze, Gilles (1991). *Bergsonism*. New York: Zone Books.
- Deleuze, Gilles (2014). *Difference and repetition*. London and New York: Bloomsbury Publishing.
- DiMaggio, Paul, Nag, Manish, & Blei, David (2013). Exploiting affinities between topic modeling and the sociological perspective on culture: Application to newspaper coverage of US government arts funding. *Poetics*, 41(6), 570–606.
- Dow, Helen J. (1964). Van Gogh both Prometheus and Jupiter. *The Journal of Aesthetics and Art Criticism*, 22(3), 269–288.
- Elfenbein, Hillary Anger (2007). Emotion in organizations: A review and theoretical integration. *Academy of Management Annals*, 1(1), 315–386.
- Elsbach, Kimberly D., & Kramer, Roderick M. (2003). Assessing creativity in Hollywood pitch meetings: Evidence for a dual-process model of creativity judgments. *Academy of Management Journal*, 46(3), 283–301.

- Endrissat, Nada, & Islam, Gazi (2022). Hackathons as affective circuits: Technology, organizationality and affect. *Organization Studies*, 43(7), 1019–1047.
- Evans, James A., & Aceves, Pedro (2016). Machine translation: Mining text for social theory. *Annual Review of Sociology*, 42, 21–50.
- Fong, Christina Ting (2006). The effects of emotional ambivalence on creativity. *Academy of Management Journal*, 49(5), 1016–1030.
- Fox, Nick (2015). Creativity, anti-humanism and the new sociology of art. *Journal of Sociology*, 51(3): 522–536.
- Gehman, Joel, Glaser, Vern L., Eisenhardt, Kathleen M., Gioia, Denny, Langley, Ann, & Corley, Kevin G. (2018). Finding theory–method fit: A comparison of three qualitative approaches to theory building. *Journal of Management Inquiry*, 27(3), 284–300.
- Gentzkow, Matthew, Kelly, Bryan, & Taddy, Matt (2019). Text as data. *Journal of Economic Literature*, 57(3), 535–574.
- George, Jennifer M. (2007). Creativity in organizations. *The Academy of Management Annals*, 1(1): 439–477.
- Gherardi, Silvia (2018). Theorizing affective ethnography for organization studies. *Organization*, 26(6), 741–760.
- Gillespie, Alex, Glăveanu, Vlad, & de Saint Laurent, Constance (2024). *Pragmatism and methodology: Doing research that matters with mixed methods*. Cambridge, MA: Cambridge University Press.
- Godart, Frédéric C., & Galunic, Charles (2019). Explaining the popularity of cultural elements: Networks, culture, and the structural embeddedness of high fashion trends. *Organization Science*, 30(1), 151–168.
- Grant, Patrick (2014). *The letters of Vincent Van Gogh: A critical study. Vol. 7*. Athabasca, Canada: Athabasca University Press.
- Gregory, Kathleen L. (1983). Native-view paradigms: Multiple cultures and culture conflicts in organizations. *Administrative Science Quarterly*, 28(3), 359–376.
- Gruber, Marc, & Bliese, Paul (2024). Expanding AMJ’S manuscript portfolio: Research methods articles designed to advance theory and span boundaries. *Academy of Management Journal*, 67(1), 1–4.
- Haans, Richard F., & Mertens, Marc J. (2024). The Internet never forgets: A four-step scraping tutorial, codebase, and database for longitudinal organizational website data. *Organizational Research Methods*, doi: 10944281241284941, 1–29.
- Halgin, Daniel S., Glynn, Mary Ann, & Rockwell, Dean (2018). Organizational actorhood and the management of paradox: A visual analysis. *Organization Studies*, 39(5–6), 645–664.
- Hamilton, William L., Leskovec, Jure, & Jurafsky, Dan (2016). Cultural shift or linguistic drift? Comparing two computational measures of semantic change. *Proceedings of the Conference on Empirical Methods in Natural Language Processing*, 2116–2121.
- Hannigan, Timothy R., Haans, Richard F.J., Vakili, Keyvan, Tchalian, Hovig, Glaser, Vern L., Wang, Milo Shaoqing, Kaplan, Sarah, & Jennings, P. Devereaux (2019). Topic modeling in management research: Rendering new theory from textual data. *Academy of Management Annals*, 13(2), 586–632.

- Heizmann, Helena, & Liu, Helena (2022). “Bloody Wonder Woman!”: Identity performances of elite women entrepreneurs on Instagram. *Human Relations*, 75(3), 411–440.
- Höllerer, Markus A., Jancsary, Dennis, & Grafström, Maria (2018). ‘A picture is worth a thousand words’: Multimodal sensemaking of the global financial crisis. *Organization Studies*, 39(5–6), 617–644.
- Höllerer, Markus A., van Leeuwen, Theo, Jancsary, Dennis, Meyer, Renate E., Andersen, Thomas Hestbæk, & Vaara, Eero (2019). *Visual and multimodal research in organization and management studies*. London and New York: Routledge.
- Iedema, Rick (2007). On the multi-modality, materially and contingency of organization discourse. *Organization Studies*, 28(6), 931–946.
- Jones, Candace, Maoret, Massimo, Massa, Felipe G., and Svejenova, Silviya (2012). Rebels with a cause: Formation, contestation, and expansion of the de novo category “modern architecture,” 1870–1975. *Organization Science*, 23(6), 1523–1545.
- Jung, Carl Gustav (1952). *Synchronicity: An acausal connecting principle*. Princeton, NJ: Princeton University Press.
- Jung, Carl Gustav (1959). *The archetypes and the collective unconscious*. New York: Pantheon Books.
- Karakilic, Emrah, & Painter, Mollie (2022). The (un) surprising nature of creativity: A Deleuzian perspective on the temporality of the creative process. *Ephemera: Theory and Politics in Organization*, 22(2): 83–110.
- Kozlowski, Austin C., Taddy, Matt, & Evans, James A. (2019). The geometry of culture: Analyzing the meanings of class through word embeddings. *American Sociological Review*, 84(5), 905–949.
- Langley, Ann, Bell, Emma, Bliese, Paul, LeBaron, Curtis, & Gruber, Marc (2023). Opening up AMJ’s research methods repertoire. *Academy of Management Journal*, 66(3), 711–719.
- Le Mens, Gaël, Kovács, Balázs, Hannan, Michael T., & Pros, Guillem (2023). Using machine learning to uncover the semantics of concepts: How well do typicality measures extracted from a BERT text classifier match human judgments of genre typicality?. *Sociological Science*, 10, 82-117.
- Lehman, David W., O’Connor, Kieran, Kovács, Balázs, & Newman, George E. (2019). Authenticity. *Academy of Management Annals*, 13(1), 1–42.
- Lindsey, Delwin T., & Brown, Angela M. (2009). World Color Survey color naming reveals universal motifs and their within-language diversity. *Proceedings of the National Academy of Sciences*, 106(47), 19785–19790.
- Lix, Katharina, Goldberg, Amir, Srivastava, Sameer B., & Valentine, Melissa A. (2022). Aligning differences: Discursive diversity and team performance. *Management Science*, 68(11), 8430–8448.
- Luijten, Hans, Jansen, Leo & Bakker, Nienke (2009). *Vincent Van Gogh - The letters*. London: Thames & Hudson.
- Luo, Xueming, Jia, Nan, Ouyang, Erya, & Fang, Zheng (2024). Introducing machine-learning-based data fusion methods for analyzing multimodal data: An application of measuring trustworthiness of microenterprises. *Strategic Management Journal*, 45, 1597–1629.
- March, James (2008). *Explorations in organizations*, Redwood City: Stanford University Press.

- Merton, Robert King (1976). *Sociological ambivalence and other essays*. New York: Simon and Schuster.
- Meyer, Renate E., Höllerer, Markus A., Jancsary, Dennis, & Van Leeuwen, Theo (2013). The visual dimension in organizing, organization, and organization research. *Academy of Management Annals*, 7(1), 487–553.
- Meyer, Renate E., Jancsary, Dennis, Höllerer, Markus A., & Boxenbaum, Eva (2018). The role of verbal and visual text in the process of institutionalization. *Academy of Management Review*, 43(3), 392–418.
- Meyerson, Debra E., & Scully, Maureen A. (1995). Crossroads tempered radicalism and the politics of ambivalence and change. *Organization Science*, 6(5), 585–600.
- Mikolov, Tomas, Chen, Kai, Corrado, Greg, & Dean, Jeffrey (2013). Efficient estimation of word representations in vector space. *ArXiv Preprint ArXiv:1301.3781*.
- Mohammad, Saif M., & Turney, Peter D. (2013). Crowdsourcing a word–emotion association lexicon. *Computational Intelligence*, 29(3), 436–465.
- Mohr, John W., & Bogdanov, Petko (2013). Introduction—Topic models: What they are and why they matter. *Poetics*, 41(6), 545–569.
- Naifeh, Steven W., & Smith, Gregory White (2011). *Van Gogh: The Life*. New York: Random House.
- Newton, Isaac (1704). *Opticks: Or, a treatise of the reflexions, refractions, inflexions and colours of light*. London: Sam Smith and Benjamin Walford.
- Palmberger, Monika (2019). Relational ambivalence: Exploring the social and discursive dimensions of ambivalence—The case of Turkish aging labor migrants. *International Journal of Comparative Sociology*, 60(1–2), 74–90.
- Pennebaker, James W., & King, Laura A. (1999). Linguistic styles: Language use as an individual difference. *Journal of Personality and Social Psychology*, 77(6), 1296–1312.
- Phillips, Nelson, Lawrence, Thomas B., & Hardy, Cynthia (2004). Discourse and institutions. *Academy of Management Review*, 29(4), 635–652.
- Porter, Roger J. (1982). “Let the rest be dark”: Van Gogh in his letters. *Biography*, 5(1), 53–65.
- Quattrone, Paolo, Ronzani, Matteo, Jancsary, Dennis, & Höllerer, Markus A. (2021). Beyond the visible, the material and the performative: Shifting perspectives on the visual in organization studies. *Organization Studies*, 42(8), 1197–1218.
- Regier, Terry, Kay, Paul, & Khetarpal, Naveen (2007). Color naming reflects optimal partitions of color space. *Proceedings of the National Academy of Sciences*, 104(4), 1436–1441.
- Resch, Bernhard, & Steyaert, Chris (2020). Peer collaboration as a relational practice: Theorizing affective oscillation in radical democratic organizing. *Journal of Business Ethics*, 164(4), 715–730.
- Roccapriore, Ashley Y., & Pollock, Timothy G. (2023). I don’t need a degree, I’ve got abs: Influencer warmth and competence, communication mode, and stakeholder engagement on social media. *Academy of Management Journal*, 66(3), 979–1006.
- Rothenberg, Albert (1971). The process of Janusian thinking in creativity. *Archives of General Psychiatry*, 24(3), 195–205.

- Rothman, Naomi B., Pratt, Michael G., Rees, Laura, & Vogus, Timothy J. (2017). Understanding the dual nature of ambivalence: Why and when ambivalence leads to good and bad outcomes. *Academy of Management Annals*, 11(1), 33–72.
- Rudin, Cynthia (2019). Stop explaining black box machine learning models for high stakes decisions and use interpretable models instead. *Nature Machine Intelligence*, 1(5), 206–215.
- Runco, Mark A. (1994). Creativity and its discontents. In Melvin P. Shaw & Mark A. Runco (Eds.), *Creativity and affect* (pp. 102–123). Norwood, NJ: Ablex.
- Sawyer, Robert K. (2012). *Explaining creativity: The science of human innovation*. Oxford: Oxford University Press.
- Sgourev, Stoyan V. (2021). Materiality as a basis for valuation entrepreneurship: Re-modeling impressionism. *Organization Science*, 32(5), 1235–1255.
- Sgourev, Stoyan V., Aadland, Erik, & Formilan, Giovanni (2023). Relations in aesthetic space: How color enables market positioning. *Administrative Science Quarterly*, 68(1), 146–185.
- Shannon, Claude E. (1948). A mathematical theory of communication. *Bell System Technical Journal*, 27(3), 379–423.
- Siggelkow, Nicolaj (2007). Persuasion with case studies. *Academy of Management Journal*, 50(1), 20–24.
- Sonenshein, Scott (2016). Routines and creativity: From dualism to duality. *Organization Science*, 27, 739–758.
- Stanley, Liz (2004). The epistolarium: On theorizing letters and correspondences. *Auto/Biography*, 12(3), 201–235.
- Stigliani, Ileana, & Ravasi, Davide (2012). Organizing thoughts and connecting brains: Material practices and the transition from individual to group-level prospective sensemaking. *Academy of Management Journal*, 55(5), 1232–1259.
- Storr, Anthony (1988). *Solitude: A Return to the Self*. New York: Free Press.
- Styhre, Alexander (2010). *Visual culture in organizations: Theory and cases. Vol. 9*. New York: Routledge.
- Tamboukou, Maria (2011). Interfaces in narrative research: Letters as technologies of the self and as traces of social forces. *Qualitative Research*, 11(5), 625–641.
- Tonidandel, Scott, King, Eden B., & Cortina, Jose M. (2018). Big data methods: Leveraging modern data analytic techniques to build organizational science. *Organizational Research Methods*, 21(3), 525–547.
- Tsoukas, Haridimos & Chia, Robert (2002). On organizational becoming: Rethinking organizational change. *Organization Science*, 13(5), 567–582.
- Vaara, Eero, Aranda, Ana M., & Etchanchu, Helen (2024). Discursive legitimation: An integrative theoretical framework and agenda for future research. *Journal of Management*, 50(6), 2343–2373.
- White, Harrison C., & White, Cynthia A. (1965). *Canvases and careers. Institutional change in the French painting world*. New York: John Wiley and Sons.

- Winkielman, Piotr, & Cacioppo, John T. (2001). Mind at ease puts a smile on the face. Psychophysiological evidence that processing facilitation elicits positive affect. *Journal of Personality and Social Psychology*, 81(6), 989–1000.
- Zietsma, Charlene, Toubiana, Madeline, Voronov, Maxim, & Roberts, Anna (2019). *Emotions in organization theory*. Cambridge, MA: Cambridge University Press.
- Zilber, Tammar B. (2017). A call for “strong” multimodal research in institutional theory. In Markus A. Höllerer, Thibault Daudigeos, & Dennis Jancsary (Eds.), *Research in the Sociology of Organizations - Vol. 54: Multimodality, Meaning, and Institutions* (pp. 63–84). Emerald Publishing.

Bios:

Stoyan V. Sgourev is a Professor of Management at Audencia Business School. His research interests include innovation and evaluation practices in the creative industries, creativity dynamics, social networks and economic history.

Donato Cutolo is an assistant professor of entrepreneurship at IE University. His research examines how atypical actors and ideas are evaluated, the influence of language and communication in this process, and how digital platforms affect entrepreneurial dynamics.

Giovanni Formilan is Senior Lecturer in Creative Industries at the University of Edinburgh Business School. His research explores the development, classification, and reception of creativity and innovation, using a diverse set of qualitative and quantitative methods.